

◆ Important Notice (For prosthetist) (NI-C1series)



Caution for Weight Activated Brake (Load Brake)

Weight activated brake (hereinafter, referred to as load brake) is designed to prevent the knee from buckling temporarily, in case that the knee is about to be buckled by some sort of the internal or external factors.

The walking on bending the knee with loading to the load brake continuously or excessive use and dependent on the load brake with locking in a certain degree on purpose brings the early breakage failure on the brake system.

In use and adjusting the load brake, following warning and caution should be observed.

Otherwise, the load brake would not work properly and then the risk of the knee buckling might be increased.

 Warning	Indicates a potentially hazardous situation caused by nonobservance of this symbol which, if not avoided, could result in death or serious injury.
 Caution	Indicates a potentially hazardous situation caused by nonobservance of this symbol which, if not avoided, might result in minor or moderate injury or property damage.

- ◆ Give the amputee (user) guidance not to walk on bending the knee with loading to the load brake continuously.
- ◆ Give the amputee (user) guidance not to put weight on the load brake with locking in a certain degree on purpose.
- ◆ Give the amputee (user) guidance about walk or setting of alignment to land the heel of foot with extending the knee during the walk.



Basic adjustment of alignment for NI-C111t

Assemble the prosthesis by the alignment with the amputee (user) keeping secure posture, even though the brake is adjusted not to be activated at setting the alignment.

After the setting of alignment with amputee keeping secure posture, start adjusting the brake force on load brake.

- ◆ Adjustment of load brake should be followed by enclosed manual 「Making Optimum Load Brake Adjustment」 (81-SS00028E)



- ◆ In case that any malfunction such as less brake force and abnormal noise are happened, stop the use of the knee promptly and then contact to the Local sales representative or distributors for arrangement of repair.

Liability

The manufacturer will only assume liability if the product is used in accordance with the descriptions and instructions provided in this document. The manufacturer will not assume liability for damage caused by disregards of this document due to improper use or unauthorized modification.

Contact

Local sales representative or Distributor

◆ Important Notice (For user) (NI-C1 series)



Caution for Weight Activated Brake (Load Brake)


Weight activated brake (hereinafter, referred to as load brake) is designed to prevent the knee from buckling temporarily, in case that the knee is about to be buckled by some sort of the internal or external factors.

The walking on bending the knee with loading to the load brake continuously or excessive use and dependent on the load brake with locking in a certain degree on purpose brings the early breakage failure on the brake system.

In use and adjusting the load brake, following warning and caution should be observed.


Otherwise, the load brake would not work properly and then the risk of the knee buckling might be increased. Also, if user adjusts the load break, there is a danger of an unexpected accident. Never adjust the load brake.

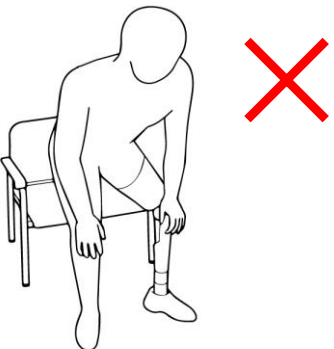
 Warning	Indicates a potentially hazardous situation caused by nonobservance of this symbol which, if not avoided, could result in death or serious injury.
 Caution	Indicates a potentially hazardous situation caused by nonobservance of this symbol which, if not avoided, might result in minor or moderate injury or property damage.




Warning

- ◆ Do not to walk on bending the knee with loading to the load brake continuously.
- ◆ Do not to put weight on the load brake with locking in a certain degree on purpose.







Caution

- ◆ In case that any malfunction such as less brake force and abnormal noise are happened, stop the use of the knee promptly and then contact to the Local sales representative or distributors for arrangement of repair.

Liability

The manufacturer will only assume liability if the product is used in accordance with the descriptions and instructions provided in this document. The manufacturer will not assume liability for damage caused by disregards of this document due to improper use or unauthorized modification.

Contact

Local sales representative or Distributor